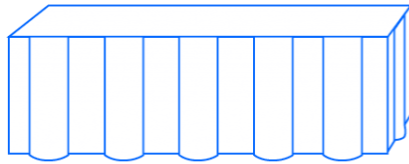


Linens Drop Lengths

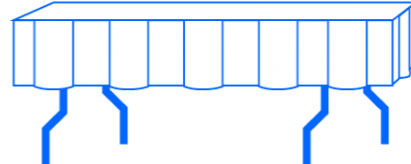
To determine the cloth size that is right for your event, decide how far you would like your linen to drop on your table.

RECTANGLE

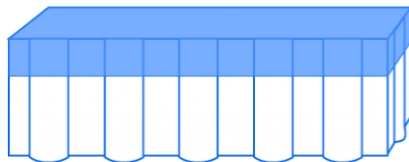
floor length



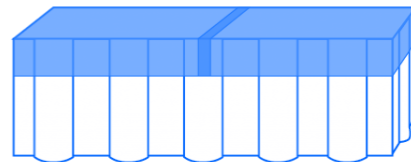
lap length



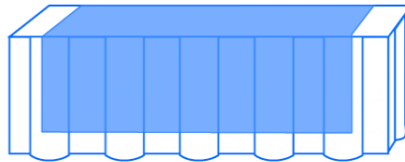
60x120" overlay



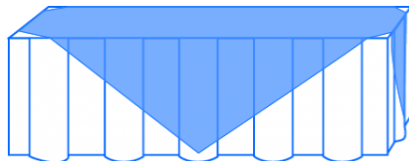
(2) 54"sq overlays



square overlay (banner)



square overlay (on angle)



(2) 54" sq overlays (on angle)



Use the chart below to choose the linen based on your size of table and desired drop. Please reference the illustrations above for any questions regarding drop lengths and overlays.

TABLE SIZE DIAMETER X HEIGHT	FLOOR LENGTH CLOTH	LAP LENGTH CLOTH	OVERLAY SIZE
8FT BANQUET 8' X 30" X 30"	8' DRAPE 90" X 156"	60" X 120"	60"X120", 81"SQ, 60"SQ OR (2) 54" SQ
6FT BANQUET 6' X 30" X 30"	6' DRAPE 90" X 132"	60" X 120"	60"X120", 81"SQ, 60"SQ OR (2) 54" SQ
KING TABLE 8' X 4' X 30"		90" X 132" OR 60" X 120"	60"X120", 81"SQ, 60"SQ OR (2) 54" SQ